

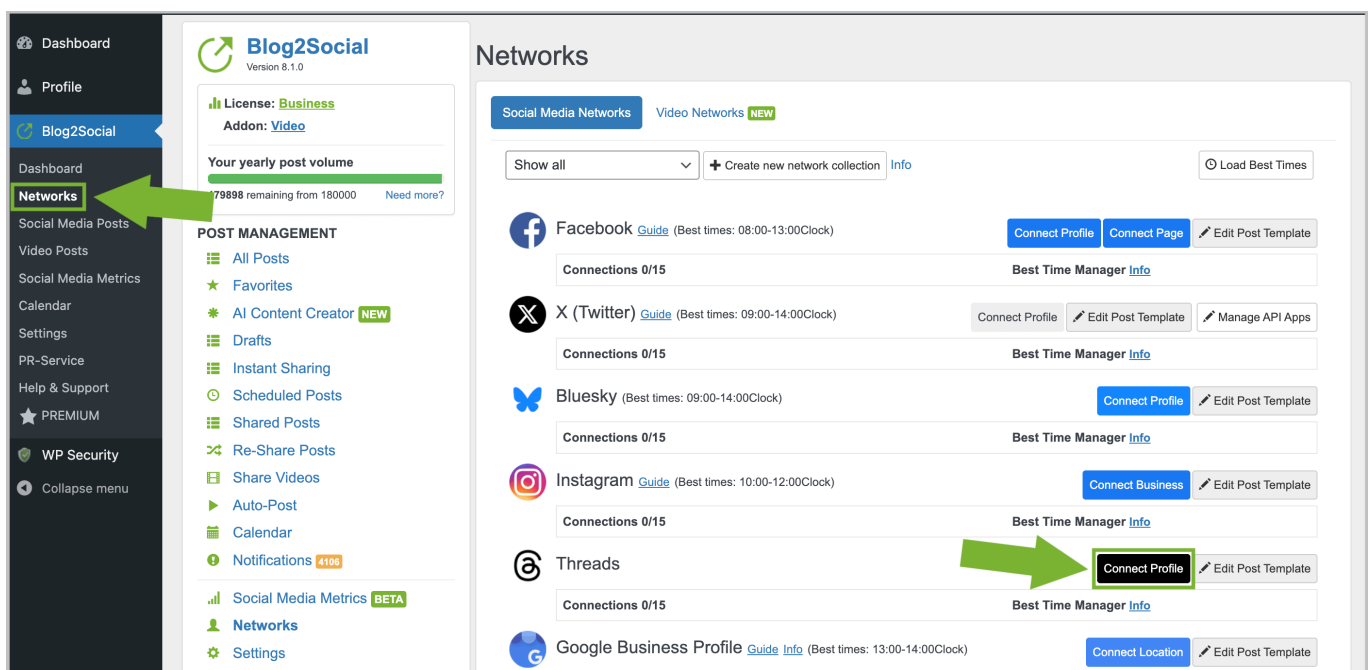
Connecting Social Networks

How do I connect Blog2Social with my Threads profile?

To create a Threads profile, you need an Instagram account, as Threads was developed by Instagram, and the registration is done through your Instagram profile.

Once your Threads profile is created, please click on "**Networks**". Here, you will find an overview of all the social media networks that you can connect to Blog2Social. Please ensure that version 8.1.0 of Blog2Social is installed on your website.

Simply click on "**Connect Profile**" next to Threads to connect your profile.




A new window will open, allowing you to connect using your Instagram login details. Please click on "**Continue with Instagram**".

Please note:

If you are already logged into [Threads](#) with your profile in your browser, this profile will be automatically selected for connection in Blog2Social. Therefore, please make sure you are logged out of Threads in your browser if you wish to connect a different profile.

Connecting Social Networks



How would you like to use Threads?


Continue with Instagram 

Log in or create a Threads profile with your Instagram account. This will let you post and interact on Threads.

Use without a profile

You can browse Threads without a profile, but you won't be able to post or interact with content.

Connecting Social Networks



← **Log in with your Instagram account**

Username, phone or email

Password

Log in

[Forgot password?](#)

Unique solution ID: #1251

Author: n/a

Last update: 2024-10-21 01:42