

# Contracting and Licensing

## How can I add additional users and websites to the WordPress plugin?

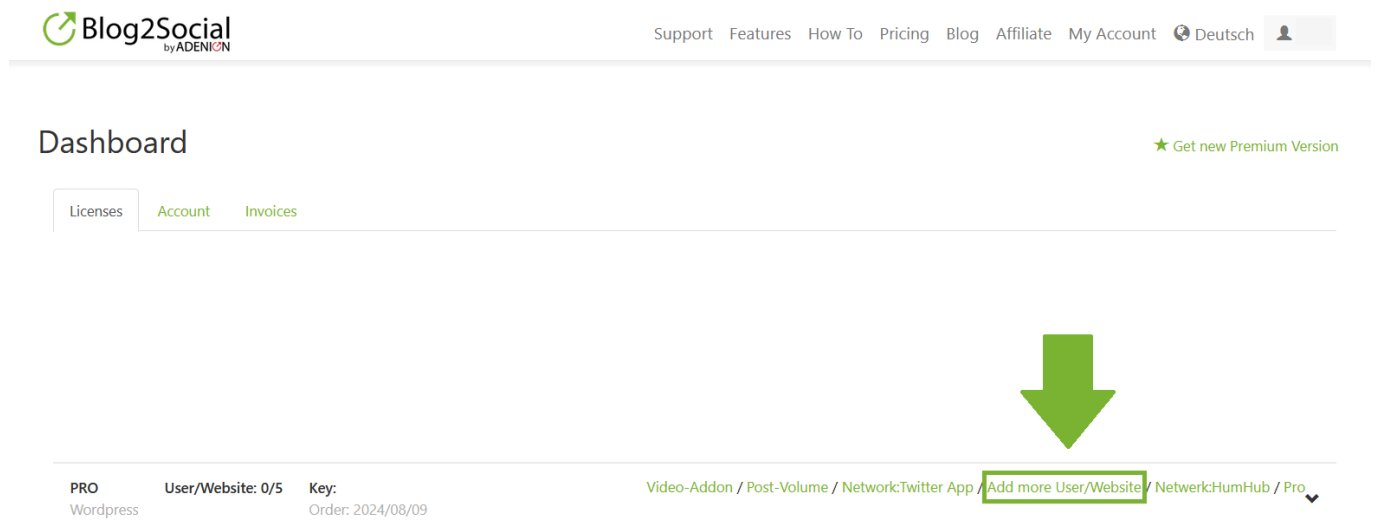
You can expand the number of users and WordPress websites in your Blog2Social **Pro** or **Business** version as needed. You can add more users and WordPress websites to your Premium version at a cost of just \$40.00 per user or per WordPress website per year.

To purchase additional users or WordPress websites, you can log in to the service area using your login credentials via the following link:

[>> Go to the Service Area <<](#)

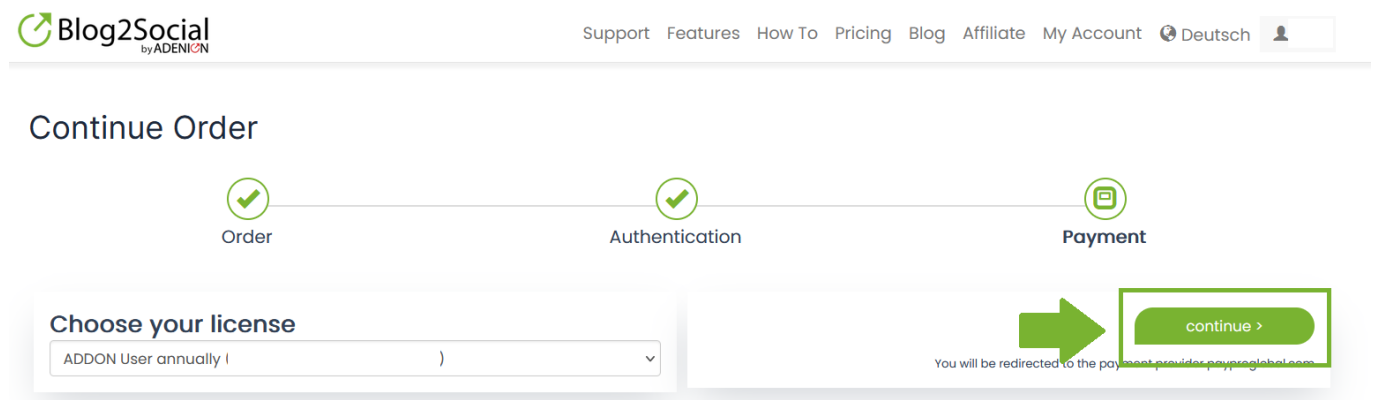
Please enter your email address and password and click "**Log in**".

You will now see an overview of your license status and the assigned licenses. Click on "**User / Website**".



The screenshot shows the Blog2Social dashboard. At the top, there's a navigation bar with links: Support, Features, How To, Pricing, Blog, Affiliate, My Account, Deutsch, and a user profile icon. Below the navigation bar, the 'Dashboard' title is on the left, and a link '★ Get new Premium Version' is on the right. A tab bar contains 'Licenses', 'Account', and 'Invoices'. A large green arrow points down to a row of license options: 'PRO Wordpress', 'User/Website: 0/5', 'Key: Order: 2024/08/09', 'Video-Addon / Post-Volume / Network:Twitter App / Add more User/Website', 'Network:HumHub / Pro', and a dropdown arrow. The 'Add more User/Website' option is highlighted with a green box.


Now you can select the license to which you want to add users or websites. Click on "**Continue**".



The screenshot shows the 'Continue Order' page. At the top, there's a navigation bar with links: Support, Features, How To, Pricing, Blog, Affiliate, My Account, Deutsch, and a user profile icon. Below the navigation bar, the 'Continue Order' title is on the left. A progress bar shows three steps: 'Order' (checked), 'Authentication' (checked), and 'Payment' (not checked). Below the progress bar, there's a section 'Choose your license' with a dropdown menu showing 'ADDON User annually ( )'. To the right, there's a large green arrow pointing right, and a green button labeled 'continue >'. Below the button, there's a small text: 'You will be redirected to the payment provider payproglobal.com'.

# Contracting and Licensing

You can complete the booking by entering your billing information and clicking on **"Submit Order"**.




✓ Billing Information

✓ Payment and Confirmation

Finish Order

English

USD - United States Dollar

Product	Item price	Quantity	Price
 <b>Blog2Social</b> Blog2Social WP   PRO   ADDON USER   annual payment Volume discount available for this product Auto-renewal	33.61 USD	1	33.61 USD

VAT (19.00%): 6.39 USD  
**TOTAL: 40.00 USD**

**BILLING INFORMATION**

☐ Business purchase

First name \*

Last name \*

E-mail \*

Full address \*


City \*


ZIP

Germany

Phone number

**SELECT A PAYMENT METHOD**

 ☒

 ☐

[See all payment methods](#)

Card number \*

Expiration date \*

01

24

Security code \*

I have a coupon code

Apply

SUBMIT ORDER 40.00 USD

Do not hesitate to contact our CUSTOMER CARE CENTER for more information about payment and delivery.  
Please state the order ID from the confirmation email as a reference so that we can assist you efficiently.

24/7 English phone support for online payment related issues:

+1-888-317-4868 (Toll free)  
+1-647-977-7769 (International)

By submitting your Order, you acknowledge that you are purchasing from PayPro Global (PayPro Global, Inc., PayPro Europe Limited, PPG DIGITAL Sp. z o.o. or PayPro U.S. Inc.), an authorized e-Commerce reseller.

Once the transaction is complete, your contact information will be shared with the product vendor for ongoing support purposes.

Privacy Policy | Terms and Conditions | Refund Policy

© PayPro Global, Inc. 2024

Do you need more options for your business license?  
We will be happy to provide you with an individual quote upon your request! Simply send us an email or give us a call:

[+49 2181 160 22 55](tel:+4921811602255) Page 2 / 3  
(c) 2025 Blog2Social <customer-service@blog2social.com> | 2025-06-17 19:30

URL: <https://www.blog2social.com/en/faq/content/7/168/en/how-can-i-add-additional-users-and-websites-to-the-wordpress-plugin.html>

# Contracting and Licensing



[Send email](#)

Unique solution ID: #1168

Author: n/a

Last update: 2020-03-19 00:00