



# Contracting and Licensing


## How do I change the email and password of my Blog2Social account?


If you want to change the e-mail adress or password with which you log into your Blog2Social account, please go to <http://service.blog2social.com/en/login/> and log in as usual.


Click on the tab "Account" and you will have the option to change, both your e-mail adress and your password. After you have changed something, don't forget to save the changes!


**Network Choice**  
Cross-share to all popular social networks  
FREE


**Auto-Posting**  
Automatically share your posts whenever you publish a new blog post  
PREMIUM


**Custom Sharing**  
Edit or add comments, hashtags or handles. Edit posts in HTML for re-publishing on blogging networks  
FREE

**Best Time Scheduler**  
Choose pre-defines times to post or edit and define your own time settings  
PREMIUM

**Custom Scheduling**  
Unlimited scheduling options: once, repeatedly or recurringly to multiple profiles, pages and groups  
PREMIUM

**One-Step Workflow**  
One-page preview editor for all social networks for easy customizing  
FREE


**Reporting**  
All scheduled and published social media posts with direct links for easy access or re-sharing  
PREMIUM

**Flexible licensing**  
Use Blog2Social Free or upgrade to Premium anytime for more features, more users according to your needs

Account | Licenses | Invoices

**E-Mail**  
  
save

**Password**  
\*\*\*\*\*  
change



# Contracting and Licensing

If you like to change the email address you used to activate your Blog2Social license under "Blog2Social -> Premium", you can take a look into the following guide where is explained how you can do this:

[How do I change the email address for an activated license?](#)

Unique solution ID: #1060

Author: n/a

Last update: 2021-05-03 13:50