

Reporting

How to use the URL Shortener Sniply and add CTA snips to your short links

You can now connect Sniply to Blog2Social to automatically share Sniply links with all your social media posts. The popular URL shortener allows you to create a snip with a call-to-action that will be attached to your link and displayed on the linked site as a small overlay box. This enables you to include a call-to-action with every link you share, even with curated content.

Use Sniply to increase conversions from every piece of content you share. You can drive traffic to your website, landing page, customer service and more.

It's easy: Connect your Sniply account to Blog2Social. Select your brand and your CTA snip and Blog2Social will automatically attach your Sniply short links to your social media posts.

Please note: Please create at least one brand and one CTA in your Sniply account to connect Sniply to Blog2Social successfully.

How to connect Sniply to Blog2Social

To connect your Sniply account to Blog2Social, simply click on "Settings" in the Blog2Social menu. Select "Sniply" or click on "authorize" next to it to connect your Sniply account to Blog2Social.

Reporting

Settings

General

Auto-Post

Social Meta Data

Re-Share Posts

Social Media Networks

Social Media Time Settings

Post Templates

Account

Personal Time Zone (UTC +01:00) Europe/Berlin [Info](#)




Timezone for Scheduling (User: Alex Badulin) 17.03.2021 14:28



Content

Url Shortener


You can use Bit.ly, Rebrandly or Sniply links to shorten the URL of your links and to track the performance of your links in your social networks. Activate one of the URL shorteners you like to use and link it to your account. Your social media posts will then be shared with your links of Bit.ly, Rebrandly or Sniply. You can then monitor the success of your posts in these accounts. Please note: Some networks do not allow shortlinks. Blog2Social will apply the regular URL for these social platforms. You find more information on the support of URL shortener by the different social platforms in the [link shortener guide](#).

- ☒ no URL Shortener
- ☐  Bitly (Account: alexander.badulin@adient.de) [change](#) | [delete](#)
- ☐  Rebrandly (Account: alexander.badulin@adient.de (Domain: rebrand.ly)) [change](#) | [delete](#)
- ☐  Sniply [authorize](#)





A new window will open. Click on "Log in" to log into your existing Sniply account. Enter your login data to log in.

Reporting



Sign up for your **FREE** account

 Twitter  Facebook

or

Full Name

Email

Password

CREATE ACCOUNT

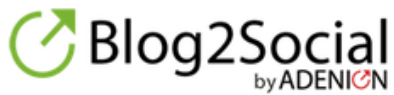
By clicking on 'Create Account' you agree to Sniply's [Terms](#).

Already have an account? [Log in!](#)

Tip: If you are currently logged into your Sniply account, Blog2Social will connect automatically and skip this step. If you have more than one Sniply account, please make sure to log into the right one.

After your login, Blog2Social will ask you to select a brand and call-to-action you want to use for all your social media posts.

Reporting



Select your brand and call-to-action

Wolkensupport



Any questions? [Find answers]



authorize

Next to your Sniply account, Blog2Social shows you which brand and CTA type is currently active. You can always change the brand or call-to action type Blog2Social uses by clicking on “change” next to your account.

Reporting

Settings

General

Social Meta Data

Account

Personal Time Zone (UTC +01:00) Europe/Berlin [Info](#)

Timezone for Scheduling (User: Britta) 26.02.2020 18:26

Content

Url Shortener [Info](#)

- ☐ no URL Shortener
- ☐ Bitly (Account: testphilipp [change](#) | [delete](#))
- ☐ Rebrandly (Account: testphilipp207@gmail.com [change](#) | [delete](#))
- ☒ Sniply (Brand: Wolkensupport | Campaign: Any questions? [Find answers] [change](#) | [delete](#))

Shortcodes [Info](#)

☐ allow shortcodes in my post

Hashtags [Info](#)

☒ include Wordpress tags as hashtags in my post

System

This is a global feature for your blog, which can only be edited by users with admin rights.

☒ activate Legacy mode [Info](#)

Blog2Social will now automatically shorten the URL of your social media posts with a Sniply short link and the attached CTA snip.

Please note: Due to network-specific policy changes, links on Pinterest are published unshortened.

Log into your account on <https://snip.ly> to see your stats and analytics for your shared links.

In the following guide you can find a detailed overview on which social media networks support Sniply: [Supported social media networks overview](#)

You want to use other URL shorteners for your posts?

[Learn how to use the URL shortener Rebrandly for your social media strategy.](#)

[Learn how to track the performance of your blog posts on social media with Bitly.](#)

Unique solution ID: #1166

Author: n/a

Reporting

Last update: 2020-03-10 13:21